

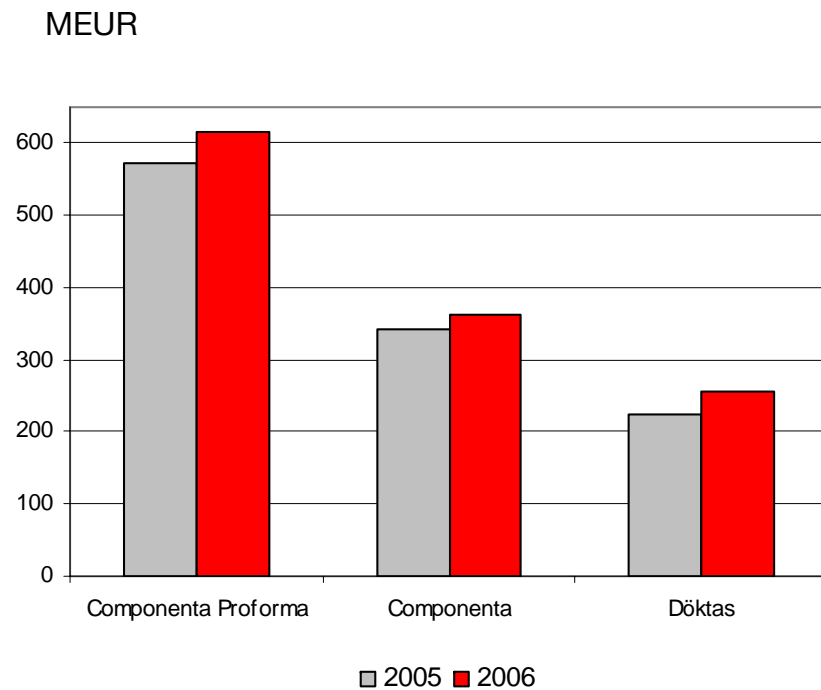
# COMPONENTA

## **Componenta Corporation Financial Statements 1 January - 31 December 2006**

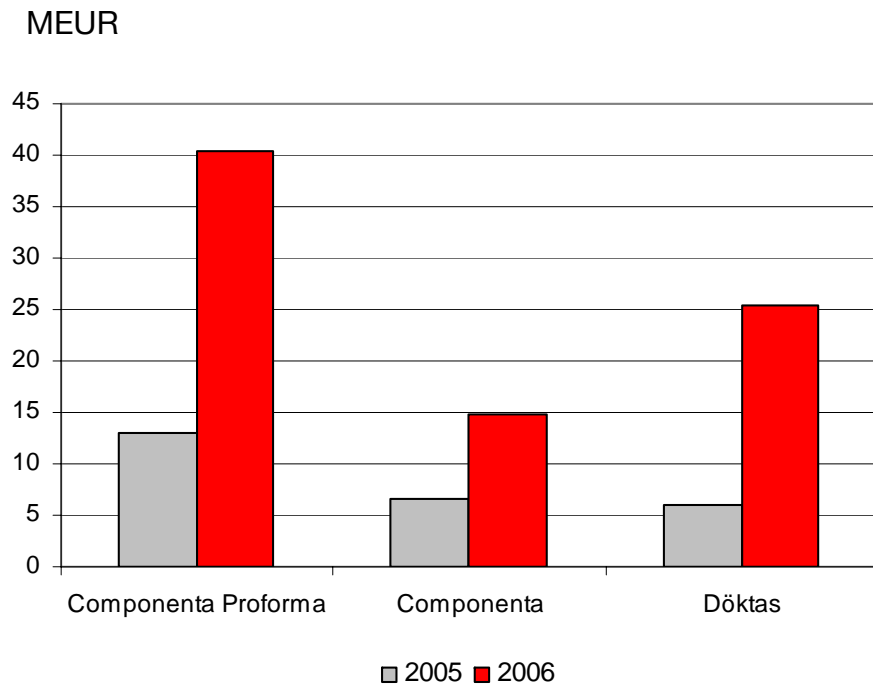
# COMPONENTA

## Net sales and operating profit

### Net sales



### Operating profit excluding one-time items



# COMPONENTA

## Componenta Group pro forma income statement

<b>MEUR</b>	<b>2006</b>	<b>2005</b>
	<b>1 - 12</b>	<b>1 - 12</b>
Net sales	616.9	567.5
Operating profit before one-time items	40.4	12.6
Financial income and expenses	-16.6	-16.6
Result after financial items (before one-time items)	23.8	-4.0
One-time items	13.8	3.3
Result after financial items	37.6	-0.7
Result before one-time items, parent company share	12.2	-2.5
Earnings per share, EUR (excluding one-time items)	1.26	-0.26

# COMPONENTA

## Componenta's income statement

<b>MEUR</b>	<b>2006</b>	<b>2005</b>
	<b>1 - 12</b>	<b>1 - 12</b>
Net sales	362.1	343.2
Operating profit of Cast Components	14.0	4.5
Operating profit of Other Business	0.9	2.1
Operating profit before one-time items	14.9	6.6
Financial income and expenses	-9.9	-8.9
Result after financial items (before one-time items)	5.0	-2.4
One-time items	-0.3	3.3
Result after financial items	4.6	1.0
Net result	3.5	2.2
Earnings per share, EUR	0.36	0.26

# COMPONENTA

## Componenta's income statement Q4

<b>MEUR</b>	<b>2006</b>	<b>2005</b>
	<b>10 - 12</b>	<b>10 - 12</b>
<b>Net sales</b>	<b>95.5</b>	<b>82.3</b>
Operating profit of Cast Components	3.7	-0.2
Operating profit of Other Business	0.4	-0.1
<b>Operating profit before one-time items</b>	<b>4.2</b>	<b>-0.3</b>
Financial income and expenses	-3.0	-2.3
<b>Result after financial items (before one-time items)</b>	<b>1.2</b>	<b>-2.6</b>
One-time items	-0.3	-0.3
<b>Result after financial items</b>	<b>0.9</b>	<b>-3.0</b>
<b>Earning per share, EUR</b>	<b>0.10</b>	<b>-0.32</b>

# COMPONENTA

## Döktas' income statement

<b>MEUR</b>	<b>2006</b>	<b>2005</b>
	<b>1 - 12</b>	<b>1 - 12</b>
Net sales	232.7	208.9
Operating profit before one-time items	24.2	5.3
Financial income and expenses	-0.6	-1.7
Result after financial items (before one-time items)	23.6	3.6
One-time items	14.1	0.0
Result after financial items	37.7	3.6
Net result	21.4	2.5

# COMPONENTA

## Key Ratios

	Componenta pro forma 31.12.2006	31.12.2006	31.12.2005
Earnings per share (EPS), EUR	*) 1.26	0.36	0.26
Equity ratio, % (preferred capital note in equity)	32.5	32.5	32.1
Return on equity, %	20,7	6.0	4.2
Return on investment, %	11.4	6.6	5.0
Net interest bearing debt, MEUR (preferred capital note in equity)	186.9	186.9	106.8
Net gearing, % (preferred capital note in equity)	123.1	123.1	123.7
Order book, MEUR	101.0	101.0	60.4
Investments in non-current assets, MEUR	131.2	123.6	25.1
Average number of personnel	4,316	2,196	2,214

# COMPONENTA

## Componenta's cash flow

<b>MEUR</b>	<b>2006</b>	<b>2005</b>
	<b>1 - 12</b>	<b>1 - 12</b>
Profit before extraordinary items	4.6	1.0
Depreciation and amortization	17.4	11.9
Net financial income and expenses	9.9	8.9
Other income and expenses, adjustments to cash flow	0.2	-4.7
Change in net working capital	1.6	8.7
<b>Cash flow before financing and income taxes</b>	<b>33.5</b>	<b>25.8</b>
Interests paid and received and dividends received	-7.6	-7.2
<b>Cash flow from operations</b>	<b>26.0</b>	<b>18.6</b>
<b>Cash flow from investing activities</b>	<b>-104.2</b>	<b>-11.6</b>
<b>Cash flow from financing activities</b>	<b>88.1</b>	<b>-2.8</b>
<b>Increase (+)/ decrease(-) in cash and bank accounts</b>	<b>10.0</b>	<b>4.1</b>



# COMPONENTA

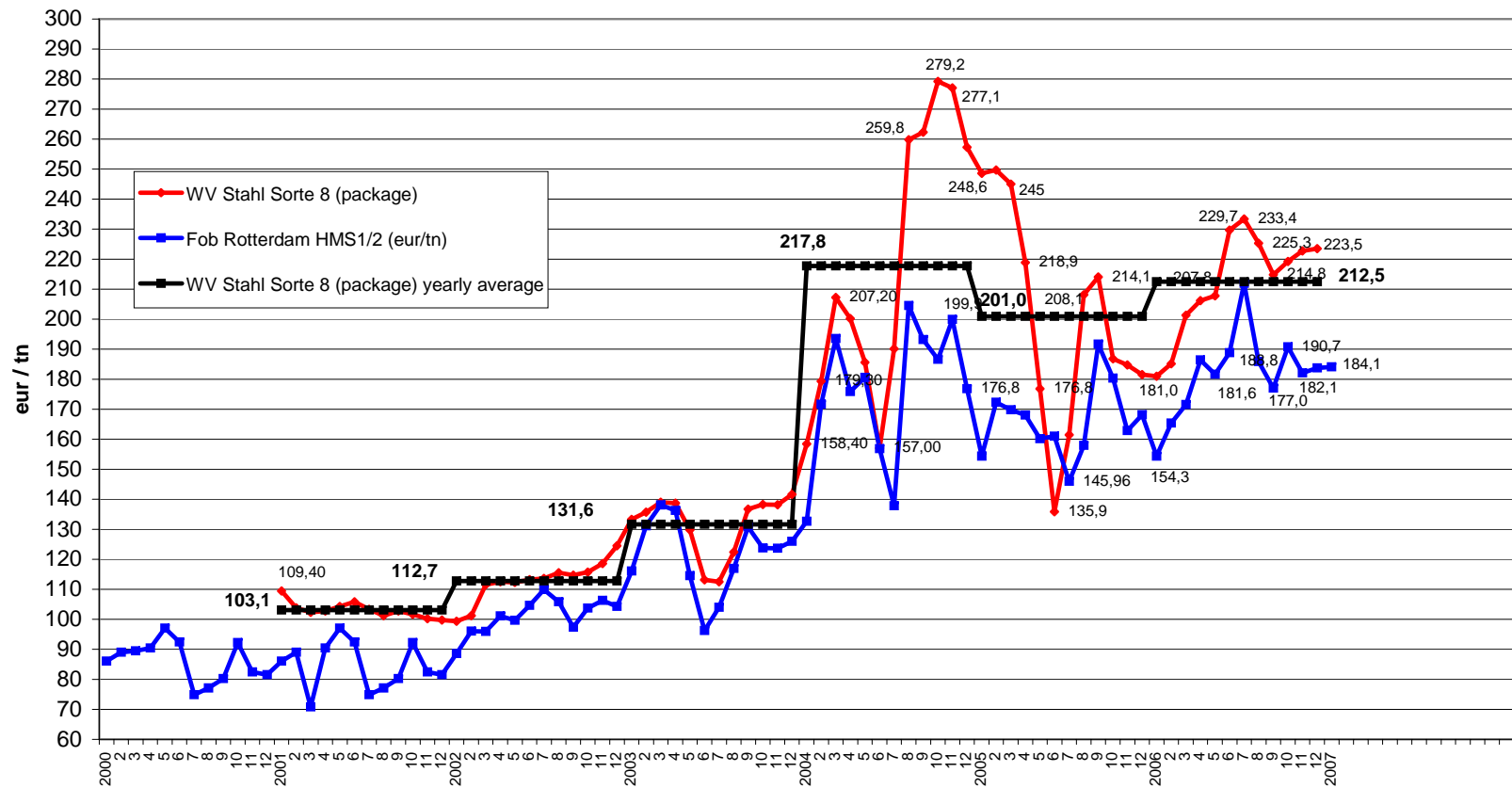
## Review period in brief

- Group's order book at end of period was MEUR 101.0 (MEUR 92.2).
- Group's pro forma profit after financial items includes proceeds of MEUR 14.1 from investments sold by Döktas in December 2006.
- Operating losses at Karkkila foundry and Heerlen furan foundry totalled MEUR -8.3 (MEUR -12.2).
- Price of scrap steel continued to rise in final quarter.

# COMPONENTA

## Wvstahl Sorte 8 / package scrap (eur/tn) (Source: Wvstahl)

Updated 03.01.2007



# COMPONENTA

## Performance by customer sector

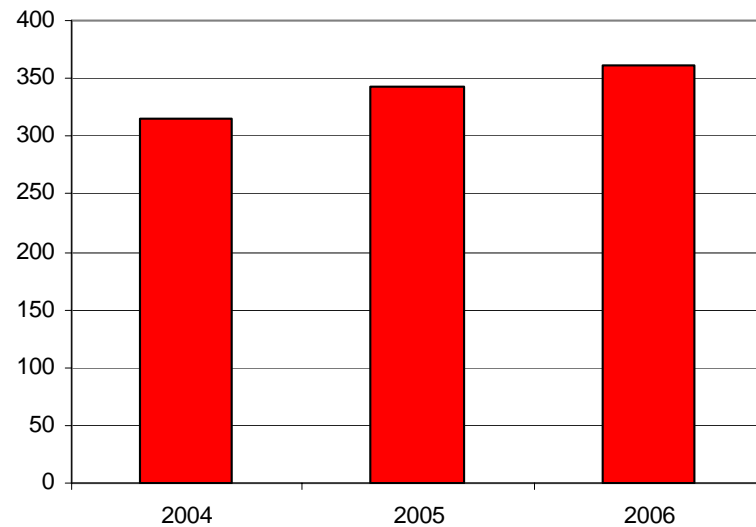
- Componenta's deliveries by customer sector:
  - Heavy truck industry -1%
  - Off-road manufacturers +14%
  - Power and transmission industries +9%
  - Machine building industry +13%
- Döktas' deliveries by customer sector:
  - Off-road manufacturers +11%
  - Car and light truck manufacturers +19%
- Componenta's order book stood at MEUR 101.0 (MEUR 92.2) at the end of December.
  - Cast Components MEUR 58.5 (MEUR 54.1)
  - Other Business MEUR 7.8 (MEUR 6.3)
  - Döktas MEUR 34.7 (MEUR 31.8)

# COMPONENTA

## Net sales 2004 - 2006

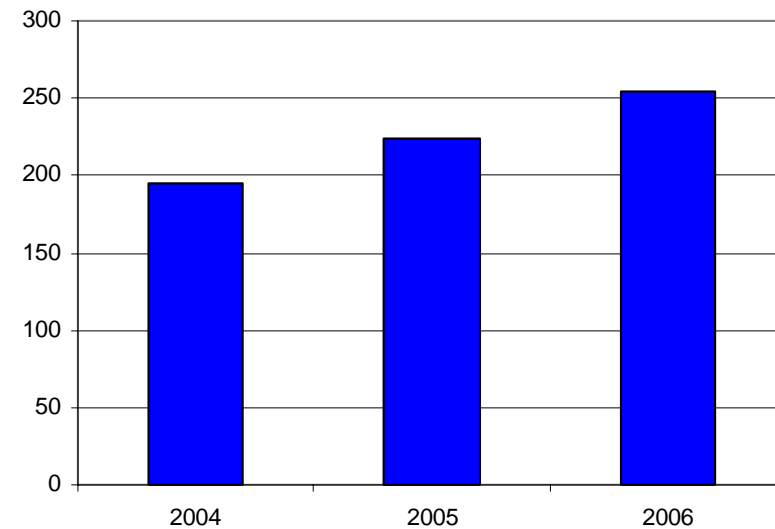
Componenta's net sales

MEUR



Döktas' net sales

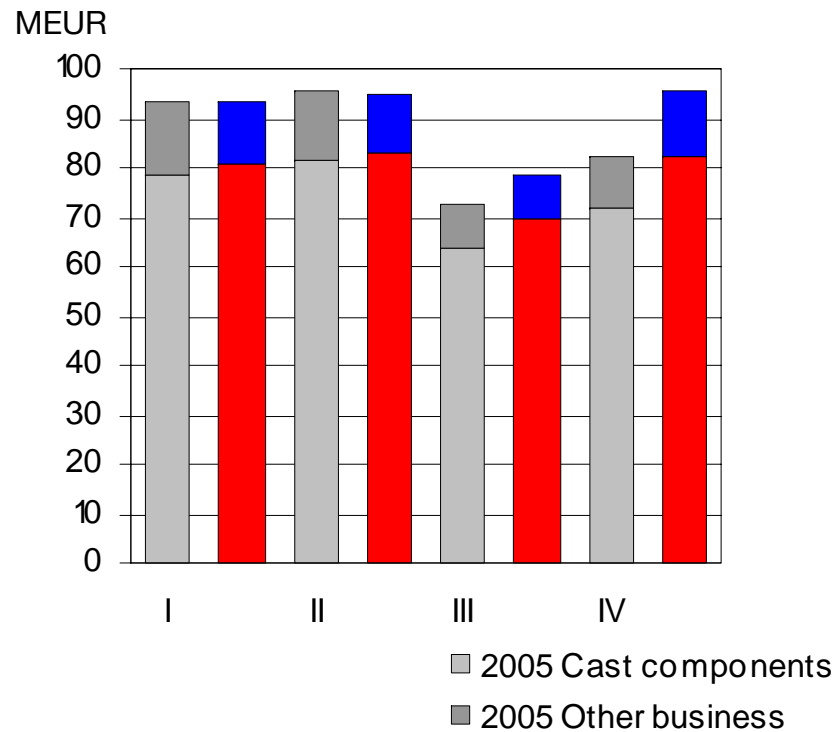
MEUR



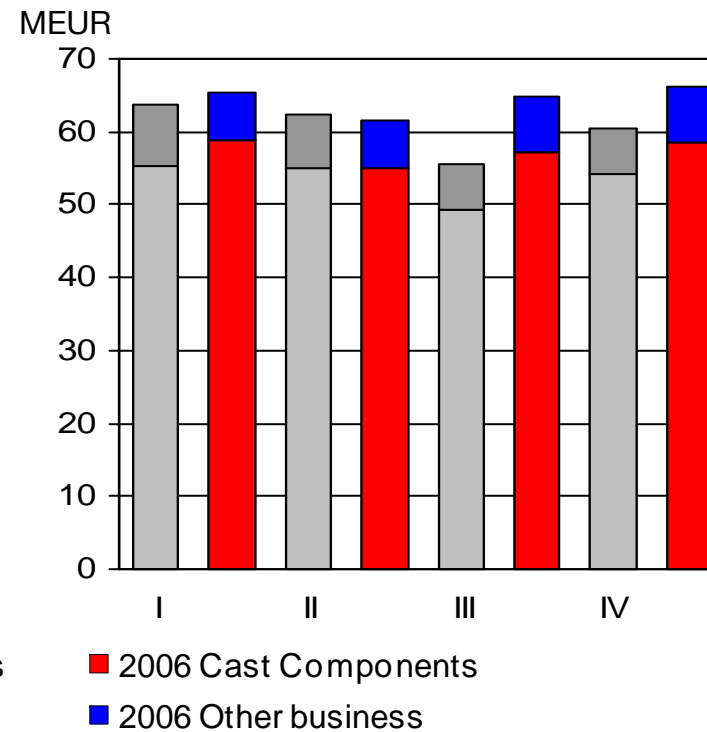
# COMPONENTA

## Componenta's net sales and order book

### Net sales

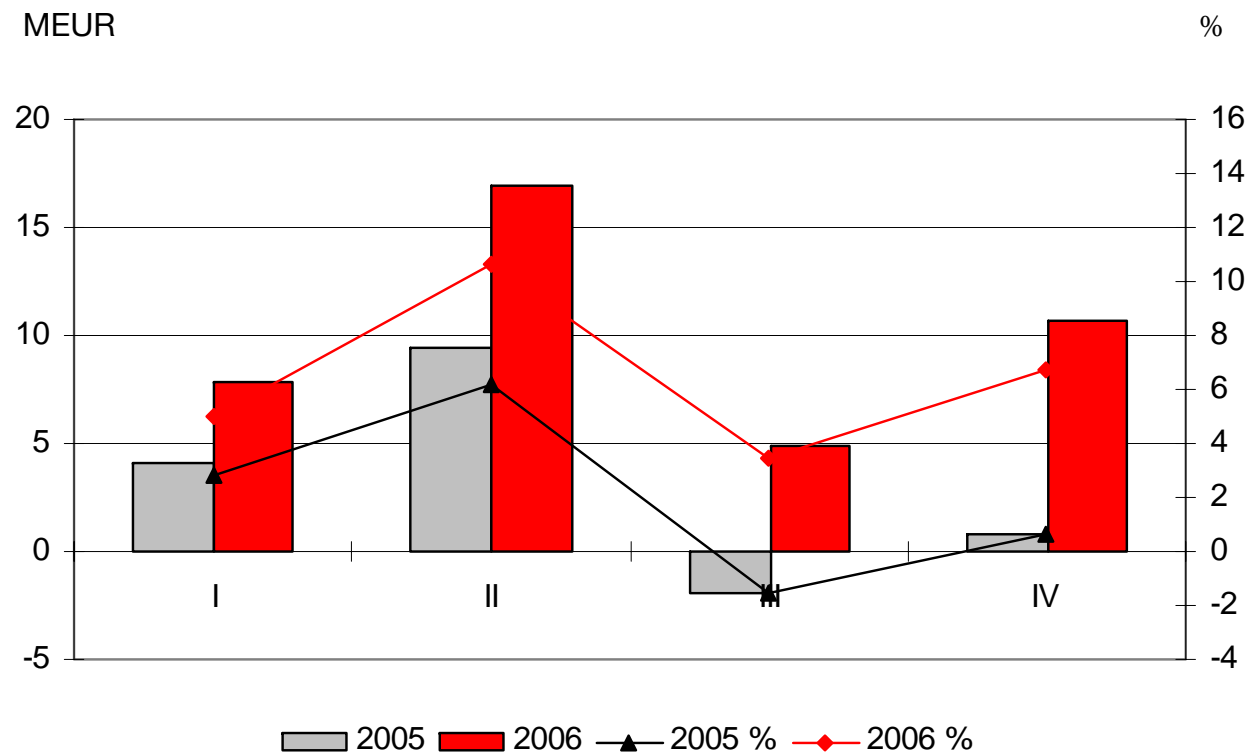


### Order book



# COMPONENTA

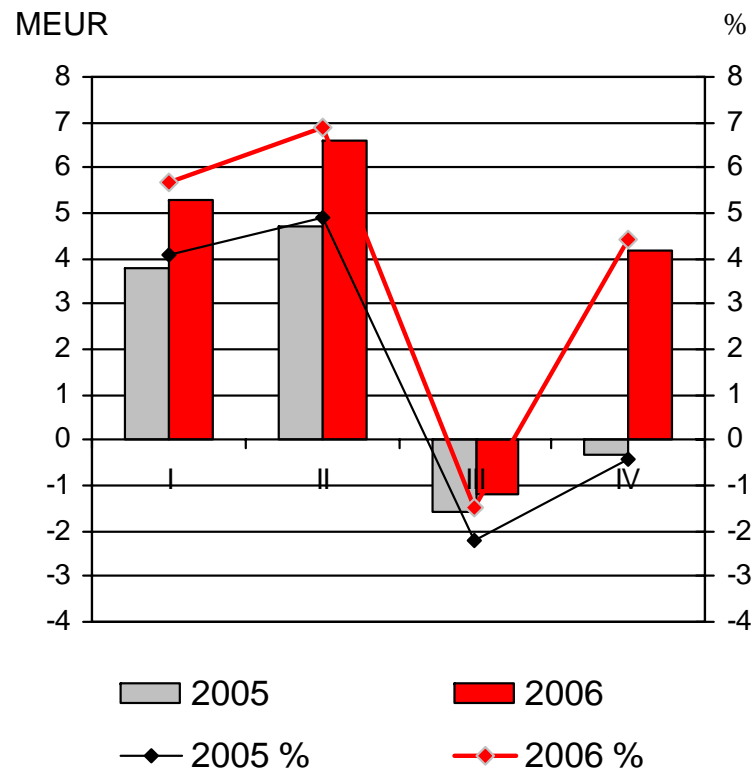
## Componenta Group's pro forma operating profit before one-times items



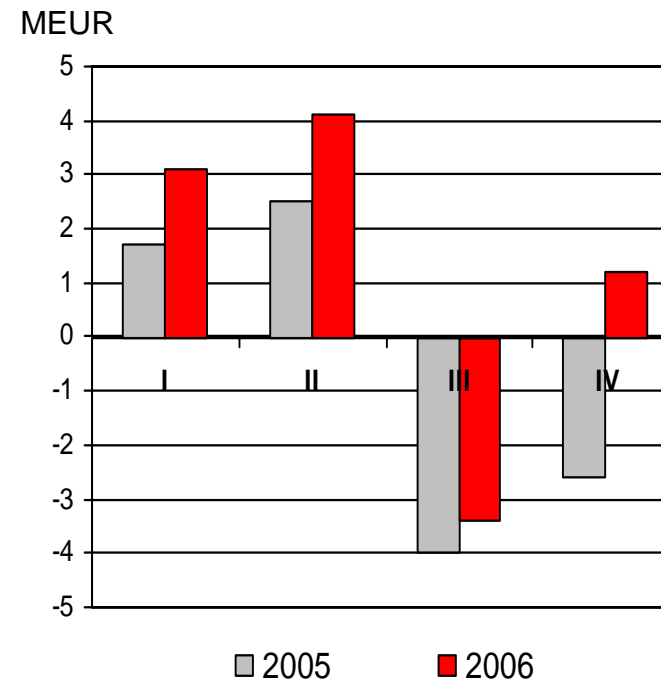
# COMPONENTA

## Componenta's operating profit and result after financial items before one-time items

### Operating profit

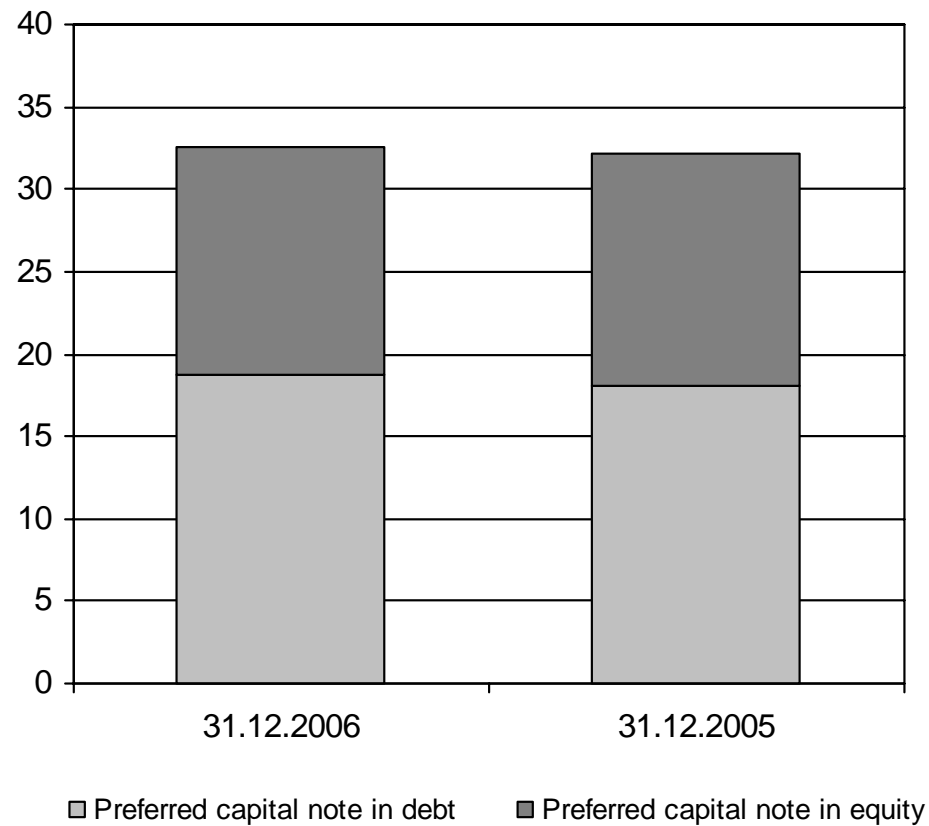


### Profit/loss after financial items



# COMPONENTA

## Componenta's equity ratio, %

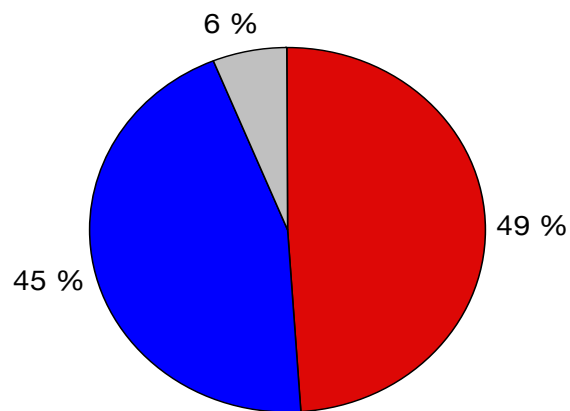




# COMPONENTA

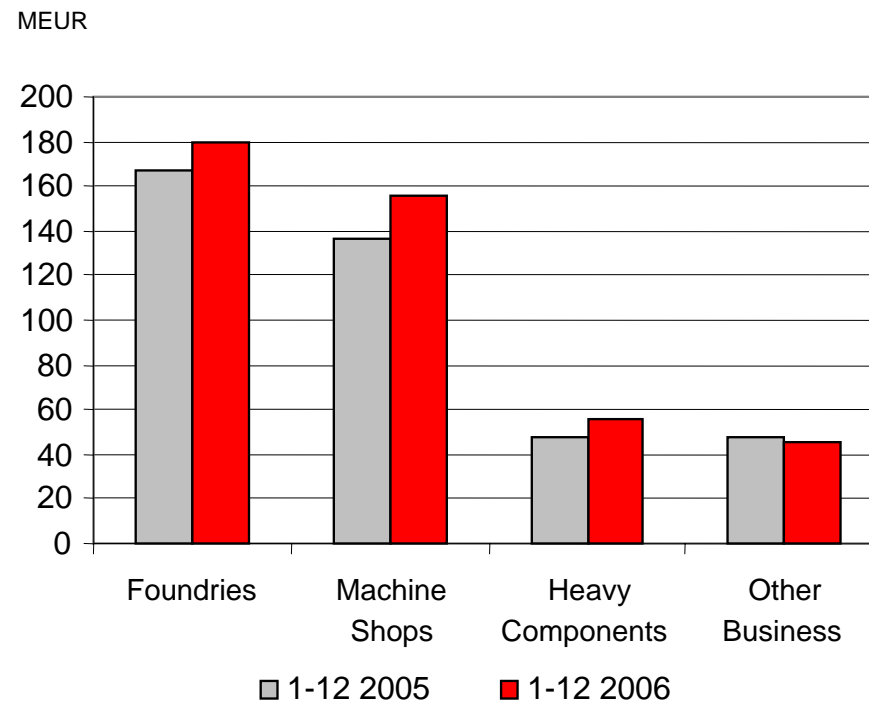
## Componenta's division of sales

### Sales by market area



- Nordic Countries
- Other European Countries
- Other Countries

### Sales by business group \*)

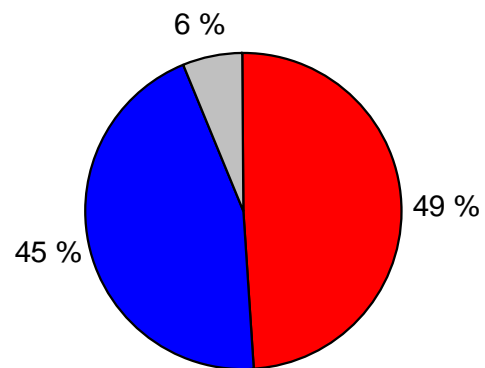


\*) Including intra group sales of total MEUR 74.2 (55.6)

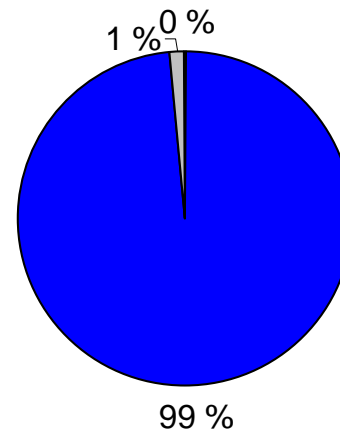
# COMPONENTA

## Sales by market area

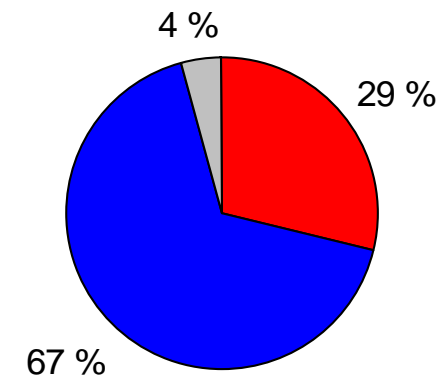
Componenta



Döktas



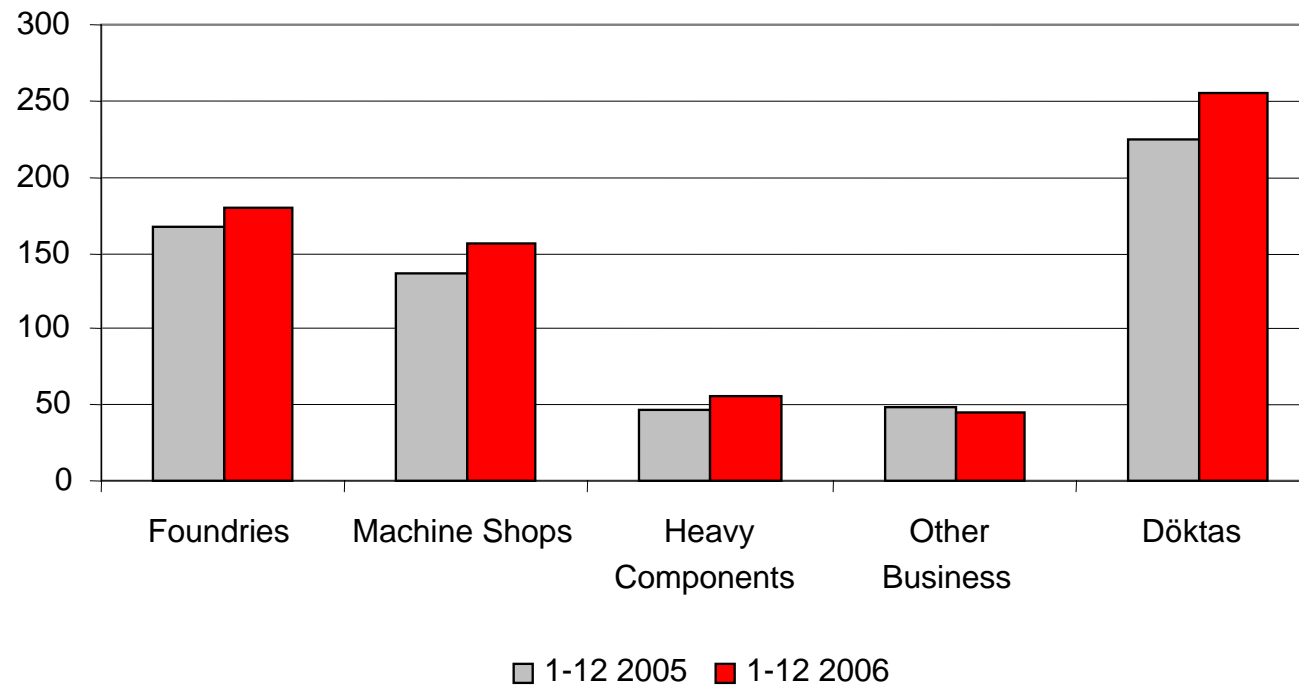
Componenta Group pro forma



■ Nordic Countries ■ Other European Countries ■ Other Countries

# COMPONENTA

## Sales by business group



\*) Including intra group sales of total MEUR 74,2 Me (55,6)

# COMPONENTA

## Sales to customer industries

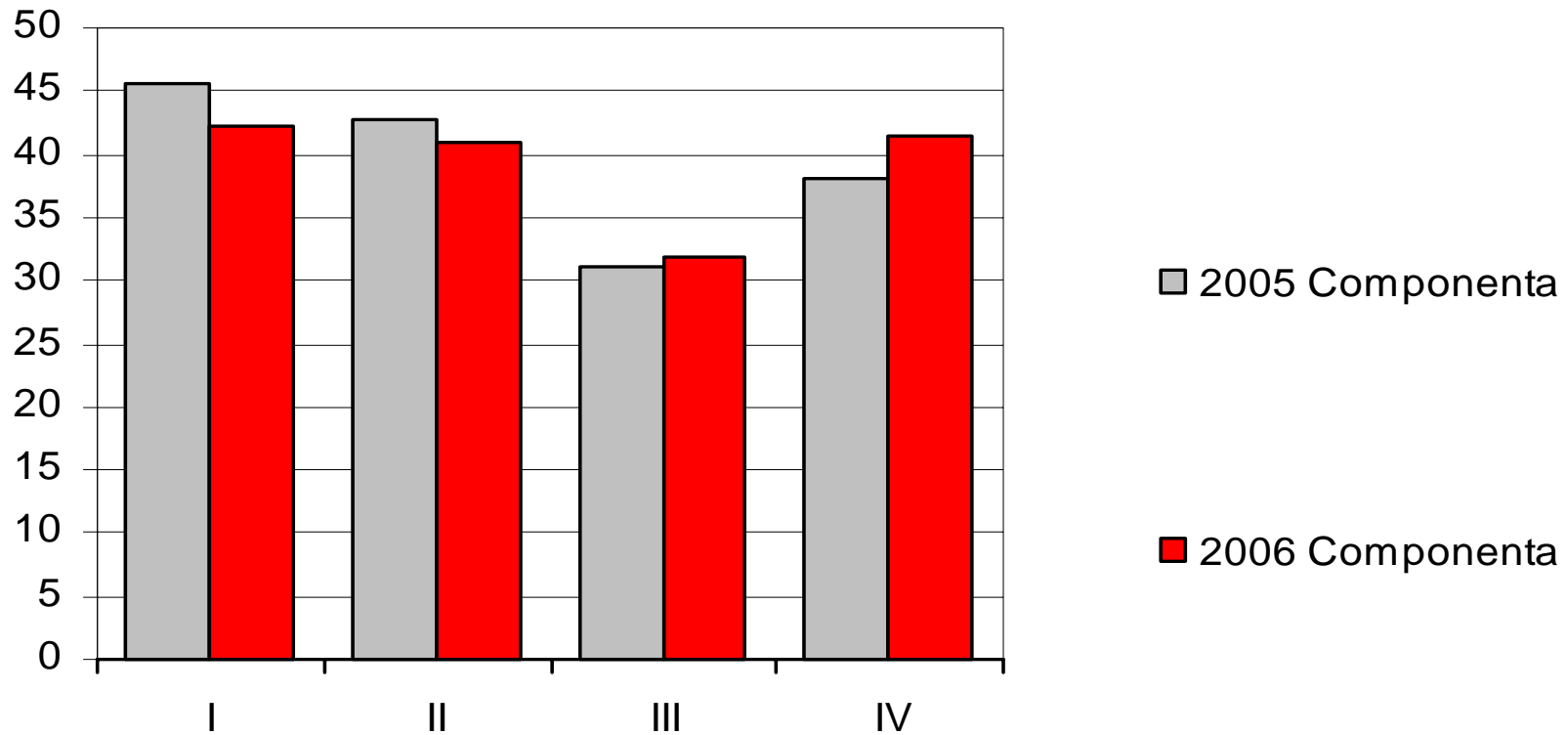


	Heavy trucks	Off-road	Machine building	Power and transmission	Light vehicles
Componenta	43% (46%)	26% (24%)	17% (15%)	12% (12%)	1% (1%)
Döktas	6% (8%)	38% (39%)	0% (1%)	1% (0%)	48% (46%)
Componenta group proforma	28% (31%)	31% (30%)	10% (10%)	8% (7%)	20% (19%)

# COMPONENTA

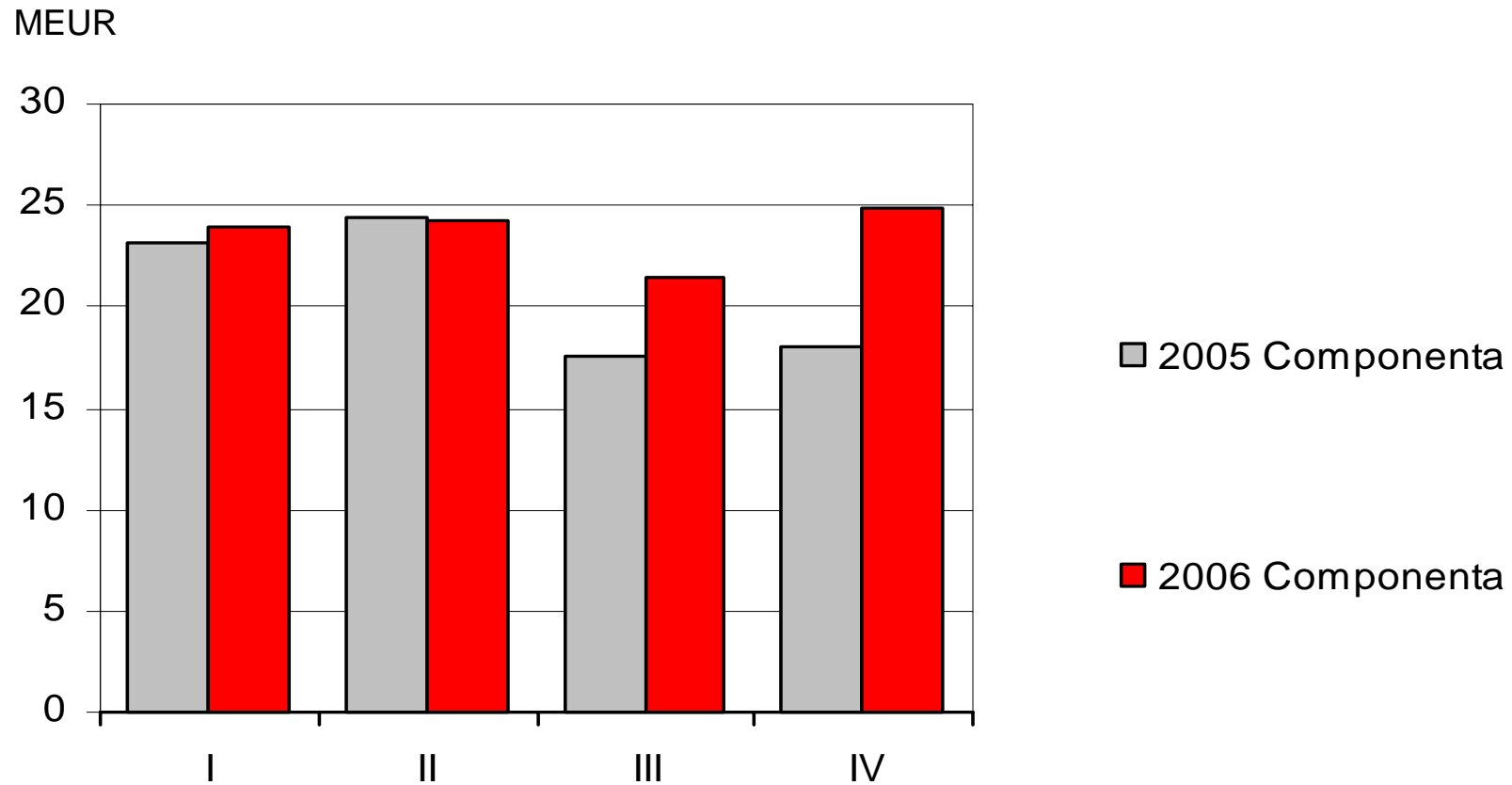
## Componenta's sales to heavy truck industry

MEUR



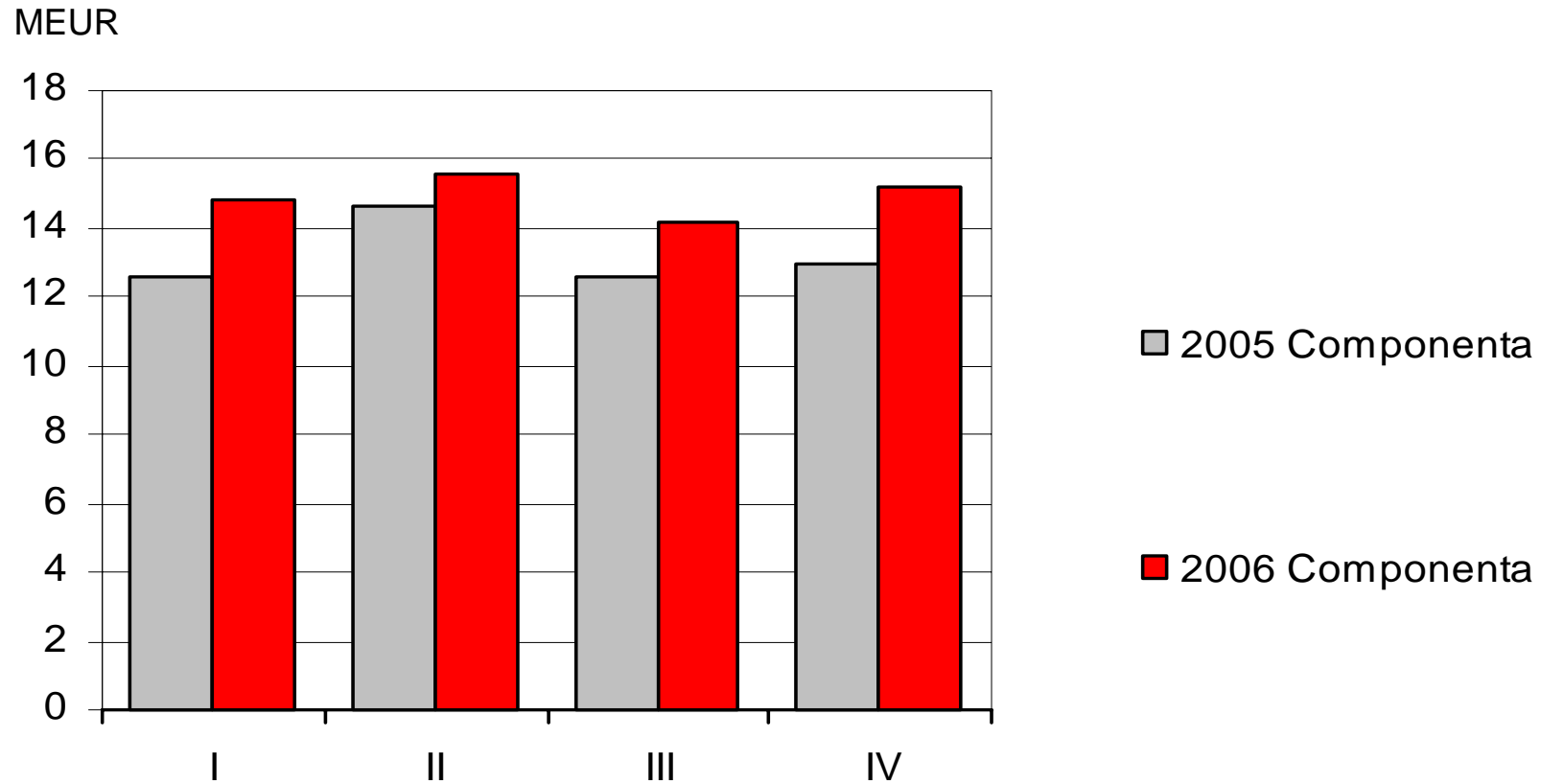
# COMPONENTA

## Componenta's sales to off-road industry



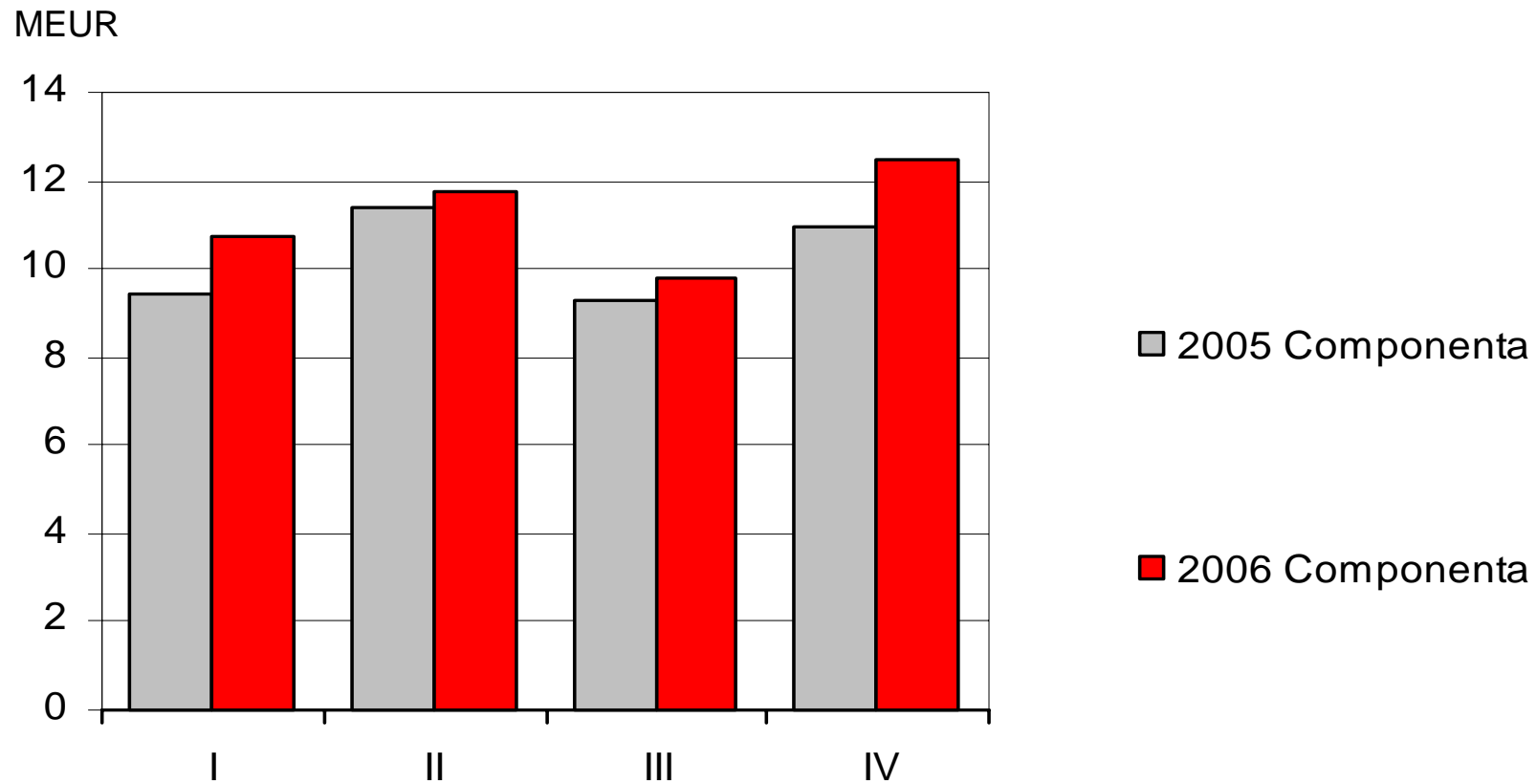
# COMPONENTA

## Componenta's sales to machine building industry



# COMPONENTA

## Componenta's sales to power and transmission industry

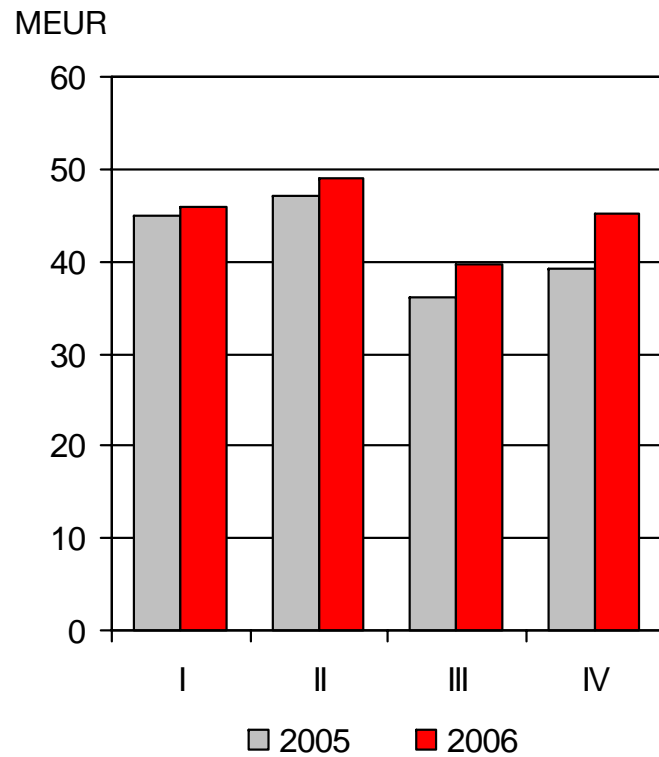




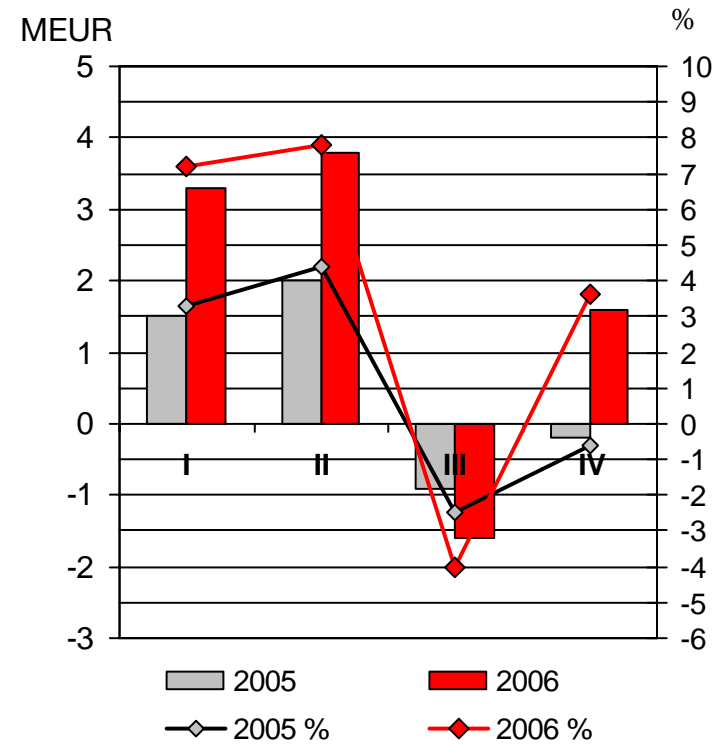
# COMPONENTA

## Foundries

### Net sales



### Operating profit before one-time items



# COMPONENTA

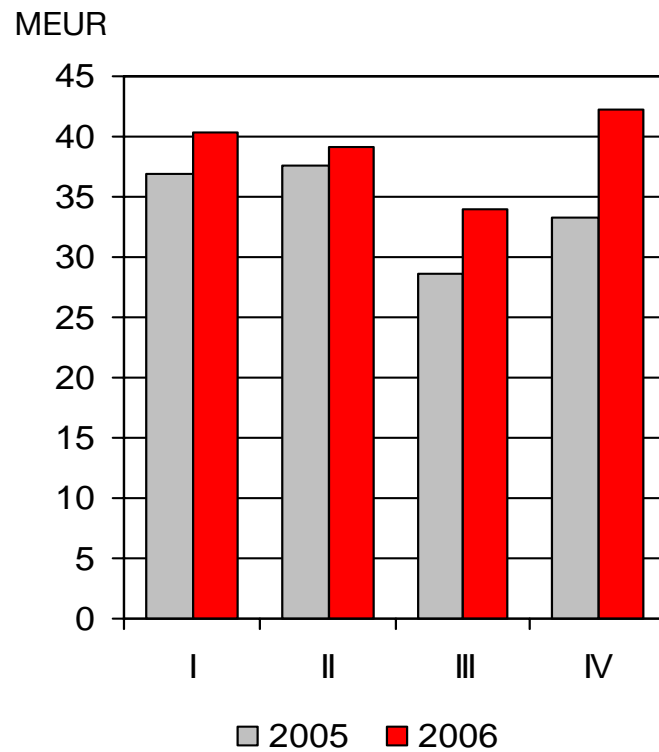
## Performance of Foundries division

- The division contains the Group's foundries in Karkkila, Pori, Pietarsaari and Weert and the HWS business unit at Heerlen foundry.
- Net sales were MEUR 179.7 (MEUR 167.5) and operating profit MEUR 7.1 (MEUR 2.4).
- The operating profit improved from the previous year mainly due to raising efficiency in operations.
- The Karkkila foundry's operating loss was MEUR -5.5 (MEUR -6.6). The programme to enhance operations underway at Karkkila is expected to further reduce the unit's operating loss during 2007.

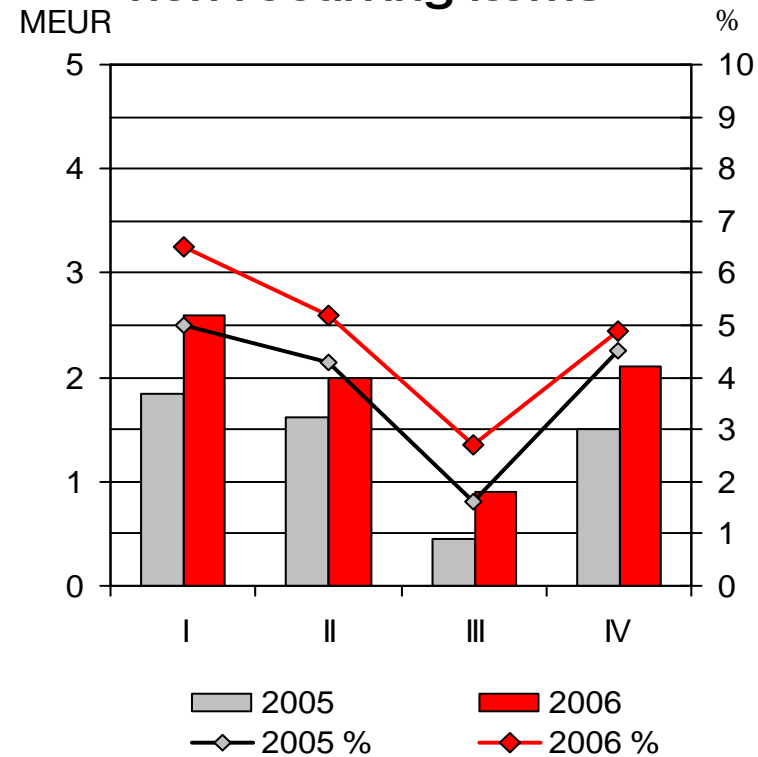
# COMPONENTA

## Machine shops

### Net sales



### Operating profit before non recurring items



# COMPONENTA

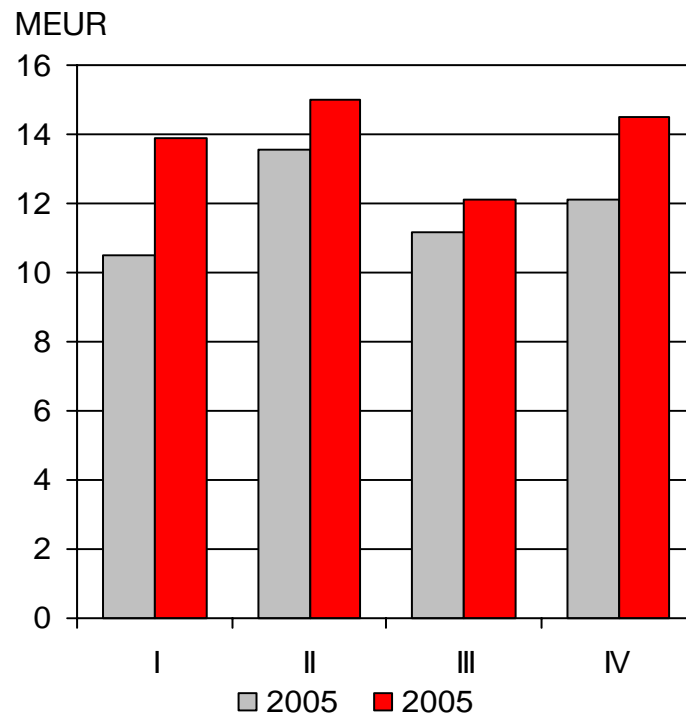
## Performance of Machine Shops division

- The division consists of the Främmestad, Åmål and Albin machine shops in Sweden, the machine shop in Pietarsaari, Finland, and the machine shop functions in the Netherlands
- Net sales in January-December were MEUR 155.7 (MEUR 136.2) and operating profit was MEUR 7.6 (MEUR 5.4).
- During the review period the operations of the Pori machine shop were merged with those of the Nisamo machine shop.

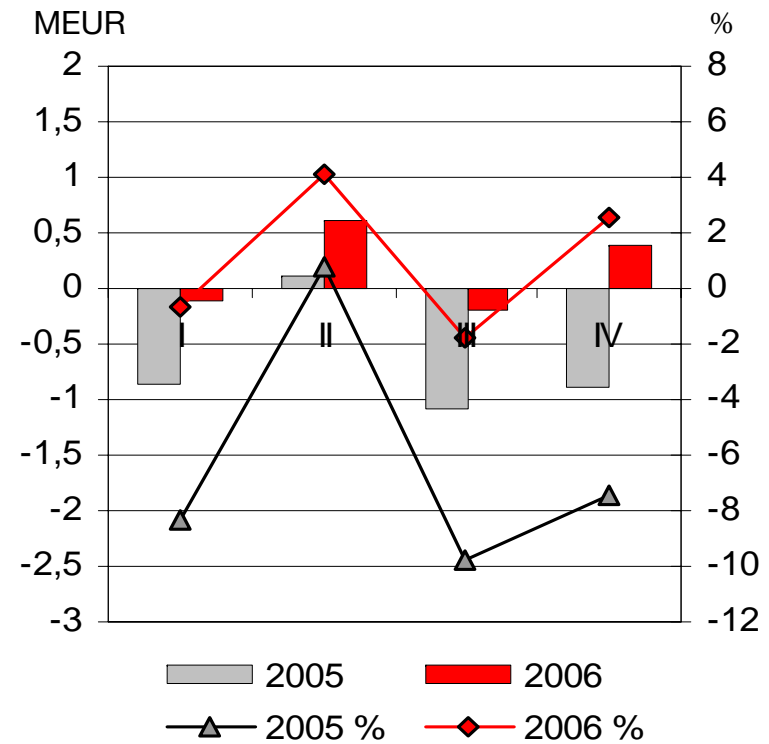
# COMPONENTA

## Heavy Components

### Net sales



### Operating profit before non recurring items



# COMPONENTA

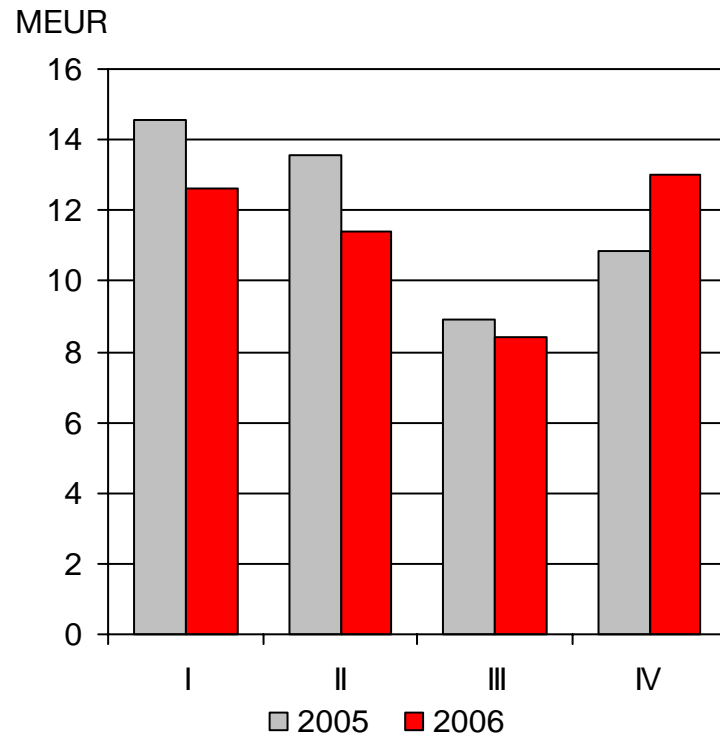
## Performance of Heavy Components division

- The division contains the Group's furan foundries in Iisalmi, Finland and Heerlen, the Netherlands, and the machine shops Componenta Nisamo in Lempäälä and Componenta Pistons in Pietarsaari.
- Net sales in the review period were MEUR 55.4 (MEUR 47.3) and operating profit was MEUR 0.6 (loss of MEUR -2.8).
- The Heerlen furan foundry made an operating loss of MEUR -2.8 (MEUR -5.6) in the year. The unit's programme to stabilize and enhance operations is expected to continue to improve the operating result during 2007.
- Following the reorganization carried out during the review period, the furan foundries in Iisalmi and Heerlen belong to the Foundries division, the machine shop Componenta Nisamo to the Machine Shops division, and Componenta Pistons to Other Business.

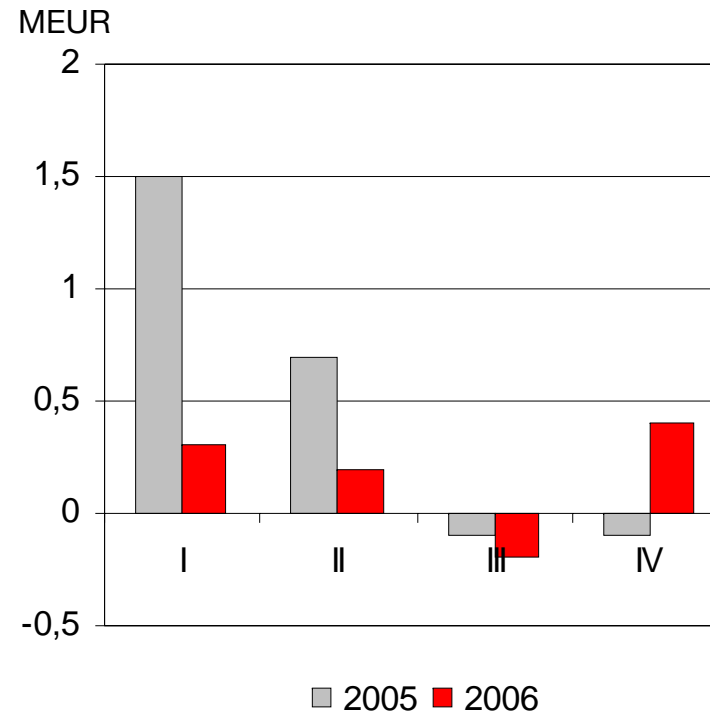
# COMPONENTA

## Other Business

### Net sales



### Operating profit before one-time items



# COMPONENTA

## Performance of Other Business

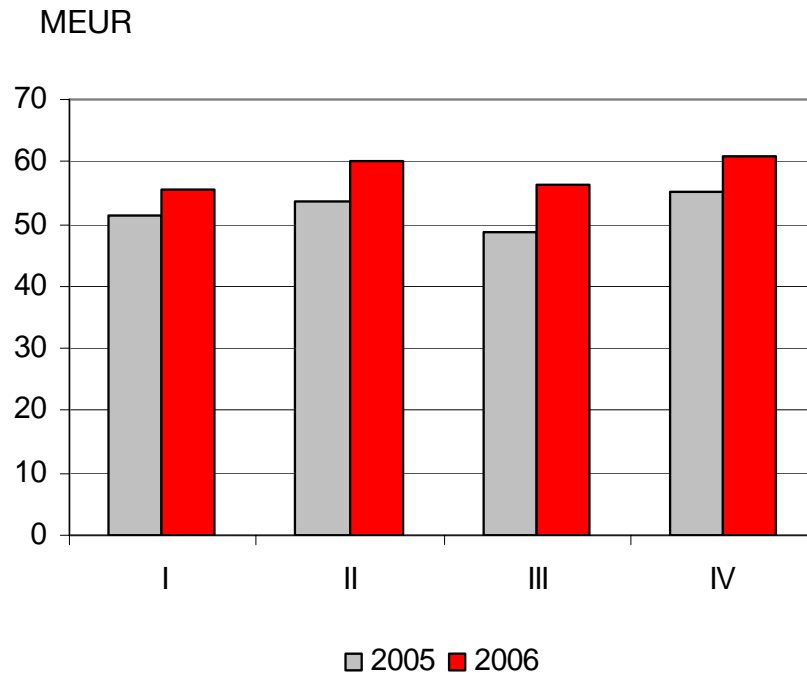
- Other Business net sales in January – December totalled MEUR 45.4 (MEUR 47.8) and operating profit excluding one-time items was MEUR 0.9 (MEUR 2.1).
- Componenta's share of the result of associated companies was MEUR 1.8 (MEUR 2.1).
  - Associated company Ulefos NV had net sales of MEUR 38.2 (MEUR 37.8) and result after financial items of MEUR 4.2 (MEUR 3.8).



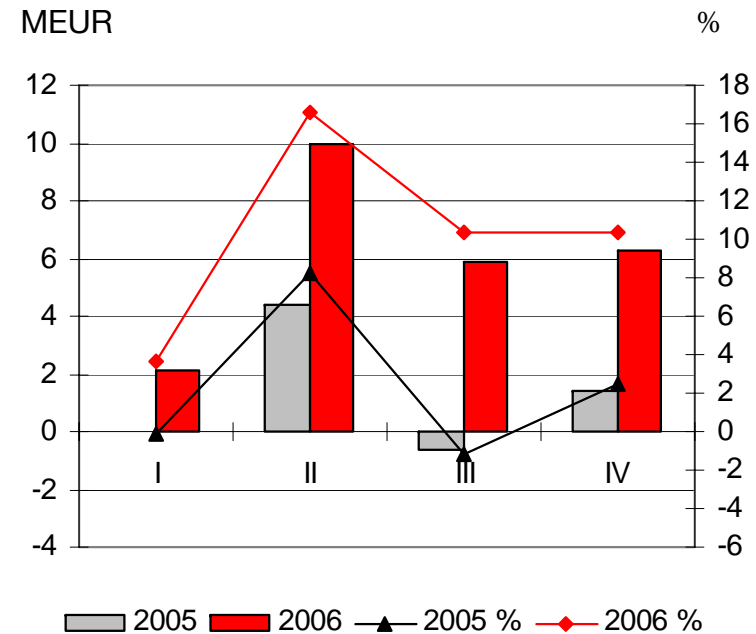
# COMPONENTA

## Döktas

### Net sales



### Operating profit before non recurring items



# COMPONENTA

## Performance of Döktas

- Döktas' Cast Components business group comprises the company's foundry and machine shop located in Orhangazi. Döktas's Cast Components had net sales of MEUR 142.6 (MEUR 141.1) and operating profit of MEUR 15.1 (MEUR 0.2).
- Döktas' Aluminium Components comprises the company's plant in Manisa. Döktas' Aluminium Components had net sales of MEUR 90.1 (MEUR 67.8) and operating profit of MEUR 9.1 (MEUR 4.8).
- Döktas' operating profit improved mainly as a result of the price increases made due to the rise in raw material prices and because of the devaluation of the Turkish lira.

# COMPONENTA

## Prospects 2007

- Componenta's prospects for 2007 are based on general external financial indicators, order forecasts given by customers, and on Componenta's order intake and order book.
- The demand outlook in the Group's customer sectors is good at the beginning of 2007. Rising interest rates and unfavourable developments in exchange rates may weaken prospects during the year.
- Combining the operations of Componenta and Döktas is expected to achieve synergy benefits of MEUR 10 by the end of 2008.
- The improvement in the performance of the Karkkila and Heerlen units is expected to continue in 2007.

# COMPONENTA

## Prospects 2007

- Componenta's and Döktas' order books stood at a higher level at the end of 2006 than at the end of the previous year.
- Componenta Group's 2007 net sales and result after financial items, excluding one-time items, are expected to increase on the corresponding proforma figures for 2006.